

RESEARCH PROJECT PARTICIPANTS: STUDENTS

A questionnaire survey collected 303 responses from University Students of six institutions and the results focus on the personality traits of the participating students.

GREEK STUDENTS' PERSONALITY TRAITS

The ODLEP project is funded by I.K.Y., the Erasmus+ National Agency in Greece (**Erasmus+ Programme Cooperation Partnership in Higher Education Key Action 2, Project reference No: 2022-1-EL01-KA220-HED-000089152**). Self-reported personality traits of Greek University students were measured on a scale assessing the Five Personality Factors of the Big Five Model and more specifically **extraversion, conscientiousness, agreeableness, neuroticism and openness to experience**. **Extraversion** describes dimensions such as Warmth/Heartedness, Sociability and Assertiveness, Activity, Thrill-Seeking and Positive Emotions. **Neuroticism** summarizes characteristics such as anxiety, hostility, depression, self-consciousness, impulsivity and vulnerability. **Openness to Experience** includes characteristics such as Imagination, Aesthetics, Actions, Ideas and Values. **Agreeableness** refers to Trust, Directness/Sensitivity, Altruism, Conformity, Modesty and Sensitivity. Finally, **Conscientiousness** describes Competence, Orderliness, Conscientiousness, Ambition, Self-Discipline and Thoughtfulness. Table 1 below summarizes the characteristics of the Greek participating students. Values range from 0-5, and higher values indicate the higher presence of the specific characteristic.

	AGREEABLENESS	EXTRAVERSION	NEUROTICISM	OPENNESS TO EXPERIENCE	CONSCIENTIOUSNESS
Mean	3,3487	3,2189	2,5483	3,5576	3,6964
Minimum	2,08	1,83	1,13	1,95	2,30
Maximum	4,50	4,17	4,50	4,70	5,00

Table 1. Greek Students' Personality Traits

Descriptive statistics identify the personality traits, which describe the Greek students, from the most representative trait to the least: Conscientiousness, Openness to Experience, Agreeableness, Extraversion and finally Neuroticism. It is interesting to note that considering the maximum values, several students had perfect scores in conscientiousness. The trait with the least scores is Neuroticism. Frequencies of all traits are presented in the Figures 1 to 5 below:

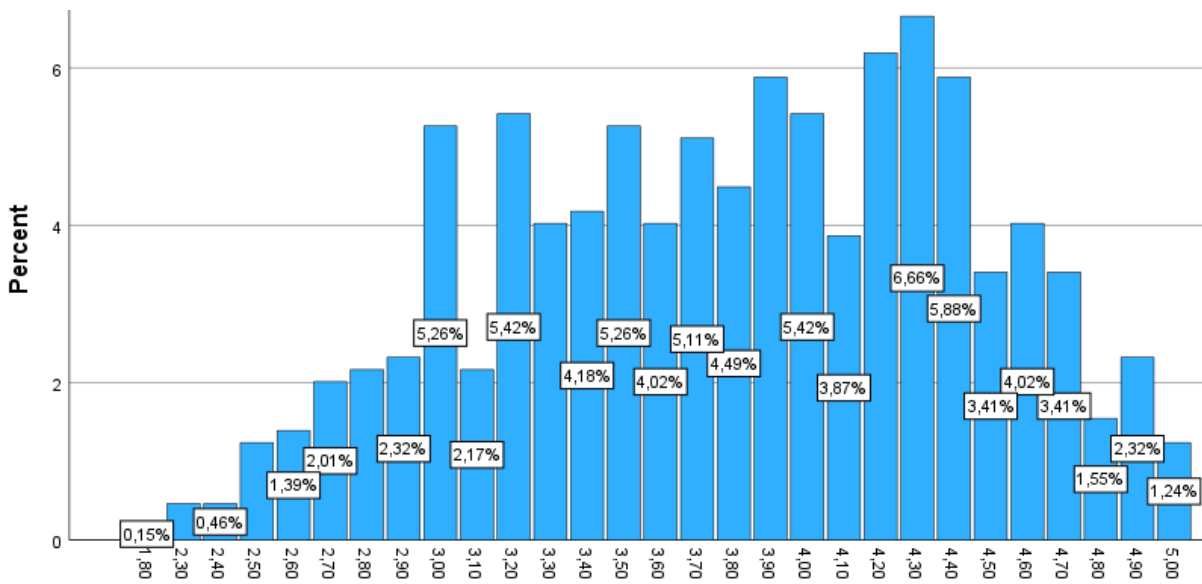


Figure 1. Frequencies Regarding Conscientiousness Trait Scores



ODLEP PROJECT WEBSITE

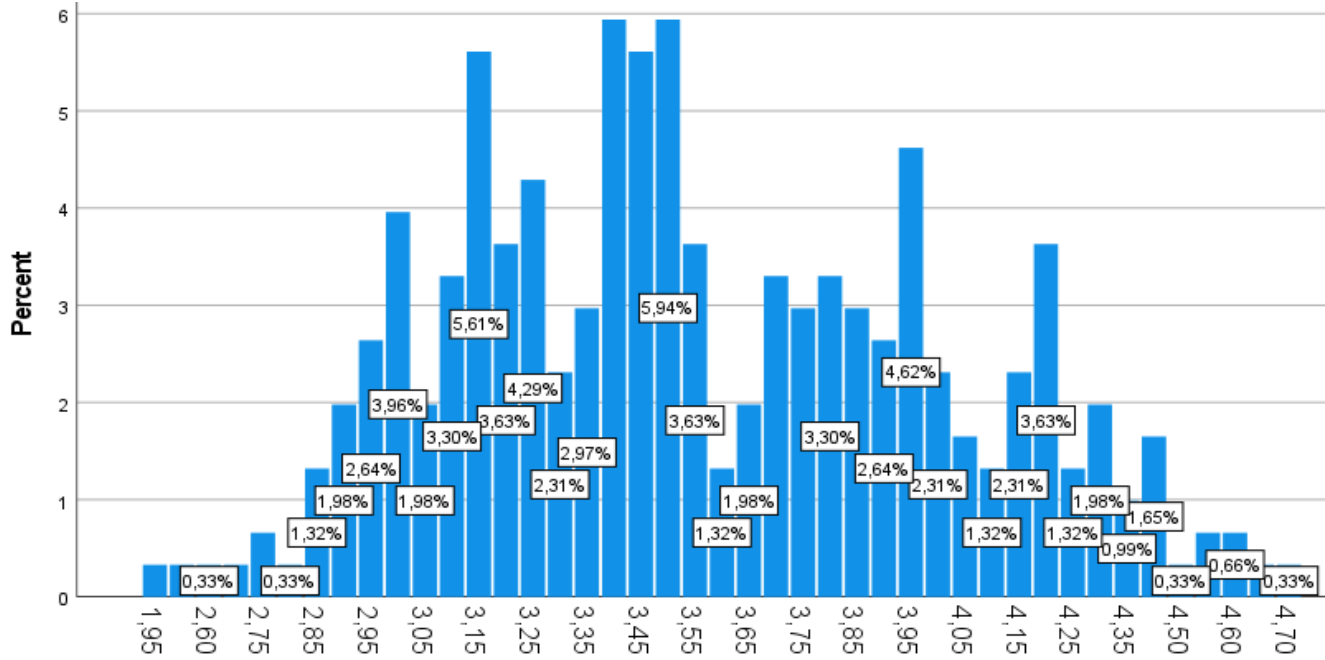


Figure 2. Frequencies Regarding Openness to Experience Trait Scores

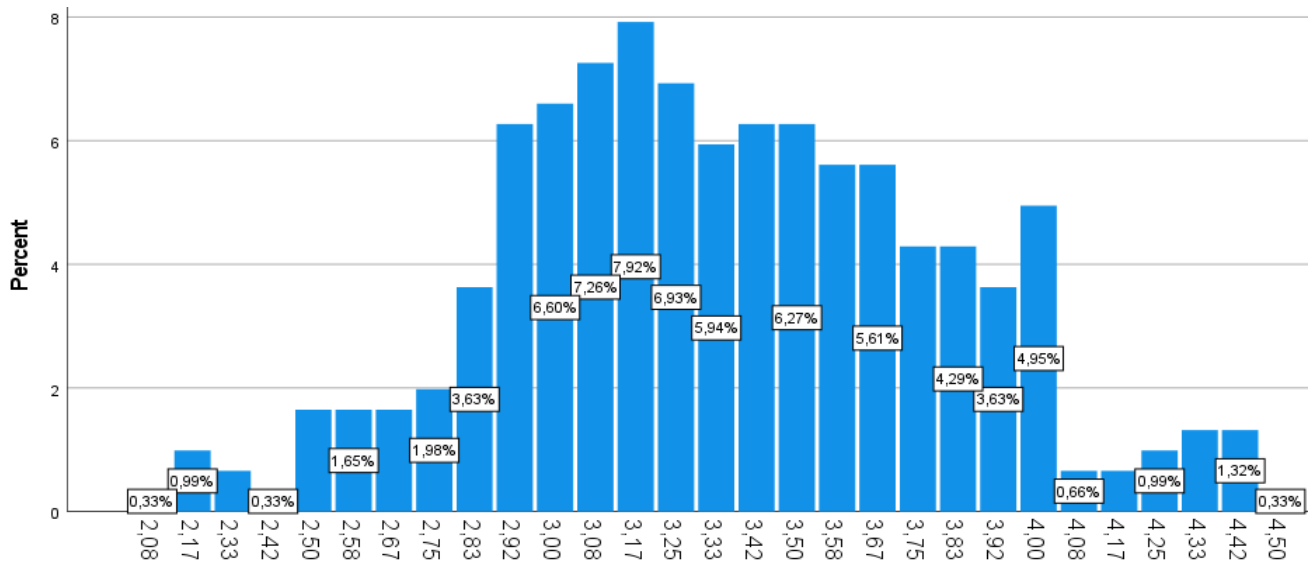


Figure 3. Frequencies Regarding Agreeableness Trait Scores

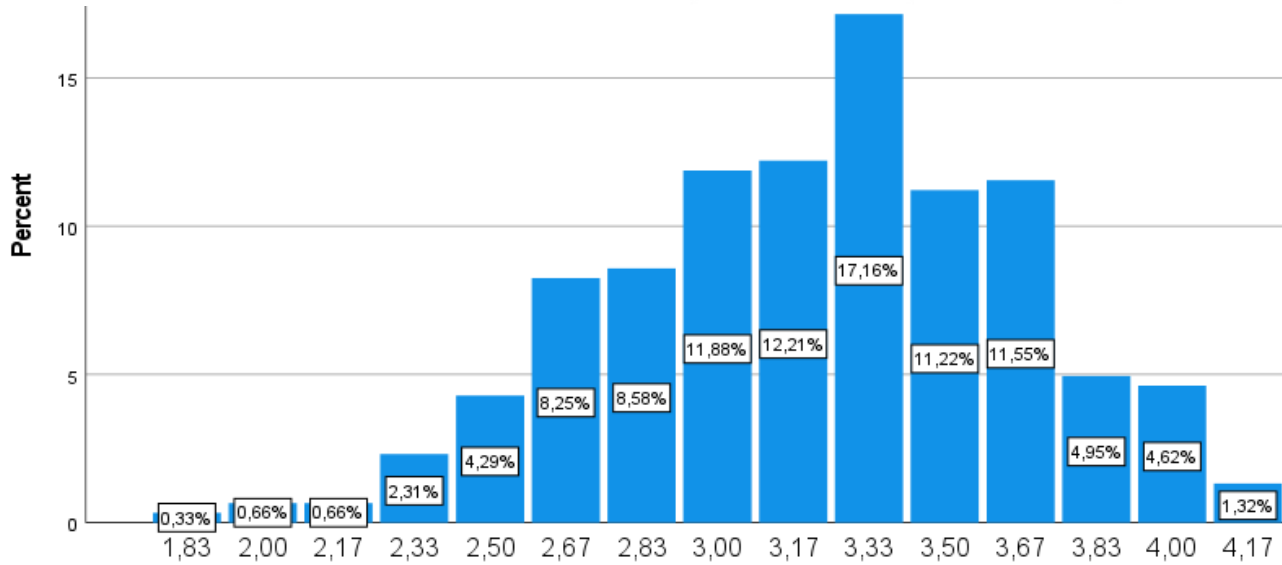


Figure 4. Frequencies Regarding Extraversion Trait Scores

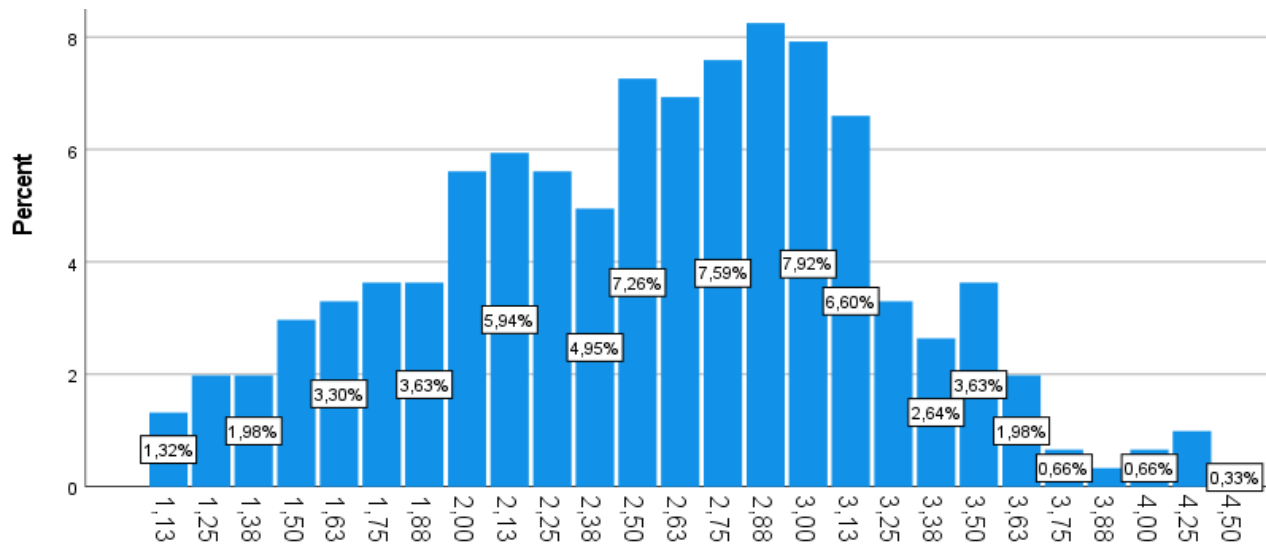


Figure 5. Frequencies Regarding Neuroticism Trait Scores